

Lab Companion

Nitrogen Oven

OVEN-216

Custom Solution

Brief Introduction



The equipment is a new type of industrial drying machine, using long shaft high temperature resistant high power fan, stainless steel turbine blade, combined with a unique design of air duct. Intelligent Q8 controller efficient control of stainless steel heater heating, forming a uniform temperature of high temperature hot air, heating the inside of the chamber, to ensure that the oven inside to achieve the ideal temperature environment. The product is widely used in LCD, CHOS, IS, medicine, laboratory, aerospace and many other industrial fields of preheating, aging, baking, heat curing and other processes.

Lab Companion

Technical Features:

Dimensions (mm)	Width	Height	Depth
Useful	600	600	600
Overall	1000	1430	980

Temperature range:

RT+10~300°C

Power supply specifications:

AC 220 V, 50/60 HZ, 1 ϕ 3 wire

Rated current:

AC 18 A, power 4 KW

This machine is dedicated to the above marked power supply, please use according to the rated power distribution. If the use area is changed, please contact our company. Service phone 400-628-2786.

Controller model:

Q8 color touch screen

Homogeneity and Regulation:

Temperature fluctuation:

$\leq \pm 0.5^\circ\text{C}$

Temperature deviation:

$\leq \pm 2.0^\circ\text{C}$

Temperature uniformity:

$\leq 2^\circ\text{C}$

Temperature rise time:

3.5°C/min (The whole process of nonlinear heating, without load)

Lab Companion

Appearance Introduction and Description:


1. Front and side of the machine



Number	Name	Illustration
1	Three color lights	Green running, yellow standby, red fault
2	The control panel	Operation panel for machine operation
3	The door lock	Pull the vertical door to open it

Lab Companion


2. Control panel



Number	Name	Illustration
1	Controller	Touch screen programmable controller
2	Nitrogen flowmeter	To control and display nitrogen flow rate
3	Over temperature Setting	To Set the upper temperature limit in the test area
4	USB interface	Used to copy curves or document-related data
5	Scram switch	Used to connect the device and cut off the power supply

Lab Companion


3. Test area



Number	Name	Illustration
1	sealant	Heat preservation and air leakage prevention
2	Sample rack track	Used to secure the sample holder
3	Sample holder	Used to place test products

Lab Companion

4. Power distribution room



Number	Name	Number	Name
1	Temperature controller	6	Auxiliary contact
2	Intermediate relay	7	Connector terminal
3	Thermocouple acquisition module	8	Dc power supply
4	Solid state relay	9	Circuit breaker
5	Ac contactor	10	

Lab Companion

Test Report:

Scatter \ Temperature°C	85°C	150°C	300°C
A	85.4	150.2	298.2
B	85.7	149.8	298.6
C	85.6	150.0	298.9
D	85.9	150.3	299.3
E	86.0	150.5	299.5
F	86.3	150.7	299.7
G	86.5	150.9	299.9
H	86.8	151.2	300.0
O	86.6	151.0	300.2
Temperature deviation	1.8	1.2	1.8
Temperature uniformity	1.4	1.4	2.0

Scatter diagram:

