

Lab Companion

Industrial Oven

Oven-324H

Custom Solution

Brief Introduction



Our large-capacity high-temperature industrial ovens can be customized with various optional functions, sizes/indicators/capacity, etc. according to user requirements. The maximum temperature limit optional 300°C.

Lab Companion

Particularities:

- * High-strength, high-reliability structural design - to ensure the high reliability of the equipment;
- * The inner chamber material is SUS304 stainless steel - anti-corrosion, strong hot and cold fatigue function, and long service life;
- * High density polyurethane foam insulation - ensures minimal heat loss;
- * Plastic-sprayed surface – to ensure the lasting anti-corrosion function and appearance life of the equipment;
- * High-strength temperature-resistant silicone rubber sealing strip – ensures the high sealing performance of the equipment door;
- * A variety of optional functions (test hole, shelf, etc.) meets the user's needs for various functions and tests;
- * Environmentally friendly refrigerants – to ensure that the equipment is more in line with your environmental protection requirements;
- * Triple protection mechanism.
- * USB interface and Ethernet communication function enable the communication and software expansion function of the device to meet various needs of customers.

Technical Features:

Dimensions (mm)	Width	Height	Depth
Useful	600	900	600
Overall	1000	1630	920

Temperature range

RT+10~300°C

Homogeneity and Regulation:

Temperature fluctuation:

≤±0.5°C

Temperature uniformity:

≤2.0°C

Temperature rise time:

≥3.5°C/min (RT°C~+200°C)(Nonlinear heating, no-load)

Lab Companion

Appearance Introduction and Description:


1. Front and side of the machine



Number	Name	Illustration
1	Three color lights	Green running, yellow standby, red fault
2	The control panel	Operation panel for machine operation
3	The test hole	An external power supply can be plugged in from the test hole for live product testing
4	The door lock	Pull the vertical door to open it

Lab Companion


2. Control panel



Number	Name	Illustration
1	Controller	Touch screen programmable controller (Refer to controller manual)
2	Over temperature Setting	To Set the upper temperature limit in the test area
3	USB interface	Used to copy curves or document-related data
4	Scram switch	Used to connect the device and cut off the power supply

Lab Companion


3. Test area



Number	Name	Illustration
1	Sealant	Heat preservation and air leakage prevention
2	Test hole	An external power supply can be plugged in from the test hole for live product testing
3	Sample rack track	Used to secure the sample holder
4	Sample holder	Used to place test products

Lab Companion

4. Power distribution room



Number	Name	Number	Name
1	Overheated plate	5	Connector terminal
2	Auxiliary contact	6	Solid state relay
3	Fuse	7	Intermediate relay
4	Dc power supply	8	Temperature controller

Lab Companion

Test Report:

Temperature°C Scatter	100°C	200°C	300°C
A	100.5	200.3	299.8
B	100.7	200.0	299.3
C	100.9	199.9	299.1
D	101.0	200.1	299.5
E	101.3	200.5	299.8
F	101.5	200.7	299.9
G	101.7	200.9	300.0
H	101.5	200.4	300.4
O	101.3	200.6	300.6
Temperature deviation	1.7	0.9	0.9
Temperature uniformity	1.2	1.0	1.5